

Goodrich CE Primary School 2016-17

Progress score in reading, writing and maths ?

Reading

Average

-1.4

[More score details ?](#)

Writing

Average

+1.1

[More score details ?](#)

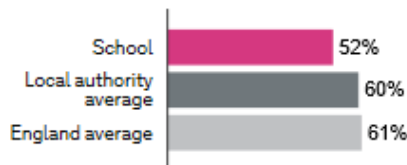
Maths

Average

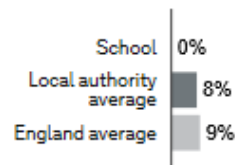
-1.0

[More score details ?](#)

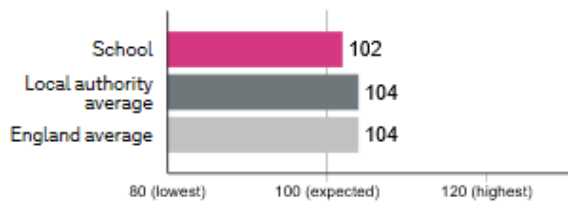
Pupils meeting expected standard in reading, writing and maths ?



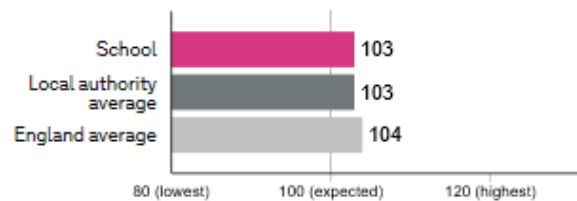
Pupils achieving at a higher standard in reading, writing and maths ?



Average score in reading ?



Average score in maths ?



GOODRICH CE PRIMARY SCHOOL 2016-17 DATA HEADLINES						
EY	2017		2017 National			
	GLD	78% (14/18)	70.7			
	APS	37.2	34.4			
PHONICS	2017		2017 National			
	Year 1	88% (14/16)	82%			
	Year 2 Retakes	100% (2/2)	62%			
KS1	2017 (20)					
		EXP+TA	EXP Nat	GD	GD Nat	
	Reading %	85% (17)	76%	30% (6)	25%	
	Writing %	90% (18)	68%	35% (7)	16%	
	SPAG %	74% (14)		20% (4)		
	Maths %	80% (16)	75%	35% (7)	21%	
R, Wr & M %	80% (16)	64%	15%	11%		
KS2	2017 (23)					
		EXP TA	EXP NAT	EXP TEST	GD TA	GD NAT
	Reading %	74% (17)	71%	65	9%	25%
	Writing %	74% (17)	76%		26% (6)	17.70%
	SPAG %		77%	83	Te 22%	31%
	Maths %	74% (17)	75%	70	4%	23%
R, Wr & M		61%	52%	0%	9%	