



## Activities for Home – Year 1 Spring Term Week 4



We look forward to seeing the children via the Zoom links below and hope that you will enjoy the other activities to complete.  
We would like to hear from families at least once a week via e-mail and have outlined below what would be particularly useful to see. Please send photographs of work/creations rather than of people.

**Resources needed for Zoom each day** – Sound flashcards (sent home over the Christmas holidays), 'Home Learning' book or paper and pencil.

	<b>Spelling</b>	<b>Phonics 9.45am start</b>	<b>Maths 11.15am start</b>	<b>Maths Activity</b>	<b>Afternoon Session 1.15pm start</b>	<b>Other Activities to Complete Today</b>	<b>Work we would like to see</b>
<b>Monday</b>	Ask your helper to give a spelling test to see which of the following words you know how to spell correctly at the beginning of the week. Then talk about the correct spellings and meanings of the words. <b>when where why which what</b>	Topic: Monday Phonics Time: Jan 25, 2021 09:45 AM  <a href="#">Join Zoom Meeting</a>	Topic: Monday Maths Time: Jan 25, 2021 11:15 AM  <a href="#">Join Zoom Meeting</a>	Cut out the cards that show different representations of numbers up to 50. Place the cards face down in a pile. Pick two cards. Write the numerals to show the numbers shown e.g. 46 and 32. Use the words 'more', 'less' or 'equal' to compare the numbers.	Topic: Monday Afternoon Time: Jan 25, 2021 01:15 PM  <a href="#">Join Zoom Meeting</a>	<ul style="list-style-type: none"> <li>* Read a book together.</li> <li>* Practise spelling this week's spelling words.</li> <li>* A dancing or movement activity to help keep you fit and healthy.</li> <li>* At least one activity from the 'Activity Ideas' sheet.</li> </ul>	Please let us know how well you have been reading books at home. (Also, let us know if you need to collect different reading books from school)
<b>Tuesday</b>	Write the spelling word to match each picture on the sheet. Then practise writing the spellings in different colours in your book.	Topic: Tuesday Phonics Time: Jan 26, 2021 09:45 AM  <a href="#">Join Zoom Meeting</a>	Topic: Tuesday Maths Time: Jan 26, 2021 11:15 AM  <a href="#">Join Zoom Meeting</a>	Look at the different representations of 2-digit numbers. Sort them into 4 groups that show the same number e.g. One group would include pictures and numerals that show 23.  Explain to your helper how you have sorted the cards. Emphasise the importance of looking carefully at the tens and ones digits.	<ul style="list-style-type: none"> <li>* Please visit <a href="https://www.thinkuknow.co.uk/parents/Support-tools/home-activity-worksheets/5-7s/">https://www.thinkuknow.co.uk/parents/Support-tools/home-activity-worksheets/5-7s/</a> and complete the third activity pack for 5-7 year olds.</li> <li>* Read a book together.</li> <li>* Practise spelling this week's spelling words.</li> <li>* A dancing or movement activity to help keep you fit and healthy.</li> <li>* At least one activity from the 'Activity Ideas' sheet</li> </ul>		
<b>Wednesday</b>	Helper please write the spellings below in your child's 'Home Learning' book. <b>wen wair whie whish wot</b>  Spot the Mistake. Look at the spellings, draw circles around the mistakes and then write the word correctly next to it. Think of verbal sentences using the words.	Topic: Wednesday Phonics Time: Jan 27, 2021 09:45 AM  <a href="#">Join Zoom Meeting</a>	Topic: Wednesday Maths Time: Jan 27, 2021 11:15 AM  <a href="#">Join Zoom Meeting</a>	Write the numeral and draw a picture (showing tens and ones) that is one more than each number shown on the sheet.	Topic: Wednesday Afternoon Time: Jan 27, 2021 01:15 PM  <a href="#">Join Zoom Meeting</a>	<ul style="list-style-type: none"> <li>* Read a book together.</li> <li>* Practise spelling this week's spelling words.</li> <li>* A dancing or movement activity to help keep you fit and healthy.</li> <li>* At least one activity from the 'Activity Ideas' sheet.</li> </ul>	Please send in a photograph of your maths activity.

<b>Thursday</b>	<p>Questions are punctuated with a question mark at the end. Write a question using each spelling word e.g. <i>When can I go out to play? What is for tea?</i></p>	<p>Topic: Thursday Phonics Time: Jan 28, 2021 09:45 AM</p> <p style="text-align: center;"><a href="#">Join Zoom Meeting</a></p>	<p>Topic: Thursday Maths Time: Jan 28, 2021 11:15 AM</p> <p style="text-align: center;"><a href="#">Join Zoom Meeting</a></p>	<p>Look carefully at the tens and ones digits in each number to help you spot a mistake in each sequence of numbers. (Use your tens and ones objects to help you if necessary) Draw a picture to prove your answer e.g. drawing 3 tens and 7 ones then adding one more to show 38.</p>	<p style="text-align: center;">* Read a book together.</p> <p style="text-align: center;">* Practise spelling this week's spelling words.</p> <p>* A dancing or movement activity to help keep you fit and healthy.</p> <p>* At least two activities from the 'Activity Ideas' sheet.</p>		<p>Please send in photos of the writing you have been doing in phonics throughout the week.</p>
<b>Friday</b>	<p>Spelling Test How many of the words do you know how to spell correctly at the end of the week?</p> <p style="text-align: center;"><b>when where why which what</b></p>	<p>Topic: Friday Phonics Time: Jan 29, 2021 09:45 AM</p> <p style="text-align: center;"><a href="#">Join Zoom Meeting</a></p>	<p>Topic: Friday Maths Time: Jan 29, 2021 11:15 AM</p> <p style="text-align: center;"><a href="#">Join Zoom Meeting</a></p>	<p>Write the numeral and draw a picture (showing tens and ones) that is one less than each number shown on the sheet.</p>	<p>Topic: Friday Afternoon Time: Jan 29, 2021 01:15 PM</p> <p style="text-align: center;"><a href="#">Join Zoom Meeting</a></p>	<p>* Read a book together.</p> <p>* Keep practising any of the spelling words that you did not spell correctly in the spelling test.</p> <p>* A dancing or movement activity to help keep you fit and healthy.</p> <p>* At least one activity from the 'Activity Ideas' sheet.</p>	<p>Please send the results of your spelling test.</p> <p>Please send in photographs of the afternoon activities you have been doing.</p>

#### Class rules for using Zoom

- Be ready on time.
- Make sure the things you need are ready before you start.
- Put your hand up if you need help or have an idea.
- Always be TIPTOP (\* **Thoughtful** – how do your actions affect others? \* **Independent** \* **Persevere** – keep on trying \* **Team Player** \* **Organised** – make sure you are ready to learn. \* **Pioneer** – be a good role model to others) just as you would be at school.
- Make sure you listen carefully.
- Make sure you record things neatly in your book.


Zoom lessons will be recorded and saved securely on the school server.



## Activity Ideas



- \* Choose a book from home and write a book review (as we do with our 'Home Library Books')
- \* Practise learning the names of young animals. You may have jigsaw puzzles, games or books about animal babies at home. You could use the cards (see below) to create a game to help you learn the names of different animal babies.
- \* You could add a 'Baby Animal' section to your Vets roleplay area. How could you look after these animals?
- \* Make a collection of natural materials, such as leaves, pebbles and twigs. Choose a young animal and think carefully about the materials you use to create a picture or model of it.  
Example: A piglet has a curly tail which you could show using a twisted branch and a snout which you could make from two small pebbles on a larger oval stone.  
You may like to create a family of animals or a set of animals that live in the same place.
- \* Draw a busy picture showing different young animals. Practise naming features of animals by playing I-Spy when looking at your picture with a helper. Example: *'I-spy with my little eye an animal that is covered in fur. It has four paws and whiskers.'* or *'I-spy with my little eye an animal that has feathers and a beak.'* etc.
- \* Practise your own version of the song 'Old MacDonald had a Farm' using the names of different young animals and create a performance for your family. Think about the props you could use to show the different animals (You may have animal masks or cuddly toys or you could create pictures or puppets to hold up). You could play musical instruments (these could be an empty saucepan and spoon or a cardboard tube filled with dried pasta) to add interest to your performance.
- \* We have been learning about different weather symbols that are used in weather forecasts on the television. Create your own weather symbols and map. Make your map special to you – draw your house, our school and the homes of different family members. Make clear symbols showing weather such as rain, wind, snow and sunshine. Give daily weather forecasts to your family using the symbols on the map.
- \* Please ask your adult helper to visit <https://www.nationalgallery.org.uk/paintings/pierre-auguste-renoir-the-umbrellas> to find a painting called 'The Umbrellas' by Renoir. Talk together about the painting using the ideas below:
  - \* When do you think the painting was created? (e.g. Today, when you were 3 years old, when Mummy/Daddy were younger, a long time ago) What clues tell us this?
  - \* What are the people holding in the picture? Why?
  - \* Take turns to count different features you notice e.g. the number of buttons, flowers or fingers.
  - \* Imagine you are one of the people in the painting. What can you hear, smell and see? What might you be thinking?
  - \* How many different colours can you see?Explain that blues and greys have been used in the painting. These colours can be called 'cool colours'. Go on a 'Colour Search' around your home to look for cool colours. Use pencil crayons or wax crayons to draw pictures to show the objects you find. You could try layering up different colours (e.g. dark blue, bright blue and white) to create a range of cool tones.





cat



kitten



dog




puppy



sheep



lamb



cow




calf




horse



foal



pig



piglet



chicken



chick



duck



duckling



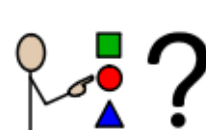
when



where



why



which



what

Monday – Maths Activity

